



How to Ride the Bus

Taking the bus is easy!
Learn more about how
you can enjoy the benefits
of using fare-free public
transportation.

www.advancetransit.com





Planning Your Trip

Whatever the reason for your trip, Advance Transit (AT) offers easy-to-use tools to help you plan ahead.



Transit Mobile App

Transit is a mobile app that provides real-time information for AT buses. Easily find out when your bus will arrive at your stop or get step-by-step directions to your destination.

Download the Transit app to your mobile device (www.advancetransit.com/rider-apps) to access transit information, including routes, schedules, bus frequency, and transfer points.



Advance Transit Website

Advance Transit's website offers a trip planning feature right on the home page (www.advancetransit.com).

Enter your starting point, destination, and the time you want to depart or arrive. The results will show the relevant bus routes, transfers, and projected time of travel.



Advance Transit Printed Schedule

Printed bus schedules are available in buses and the AT operations center.

The printed schedule shows the departure times for major stops on the route.

If your bus stop is not one of the major stops listed in the schedule, note the departure time for the major stop prior to your stop location. This will help provide an estimate of when the bus will arrive at your stop.



Service Alerts

Stay up to date on service changes by visiting the AT website, signing up for email alerts, or checking AT's social media accounts.

www.advancetransit.com
www.facebook.com/advancetransit
www.instagram.com/advancetransit





Riding the Bus

(Boarding and Exiting)

Keep these helpful guidelines in mind and ride the bus with ease!



Make sure you're waiting at an AT bus stop.



Arrive a few minutes before the scheduled departure time. Remember, buses are unable to wait for late passengers.



While waiting for the bus, please stand on the sidewalk, not the street.



Kindly allow other passengers to exit the bus before you board.



If you require the ramp to be lowered, please let the driver know.



As you approach your destination, pull the yellow cord to let the driver know you'd like to get off at the next stop. Try to give ample notice to avoid sudden stops.



After exiting, please do not cross in front of the bus.





Making a Transfer

The bus is a great way to get around, but sometimes just one bus won't do. Bus transfers are easy, and AT drivers can help ensure a smooth trip!



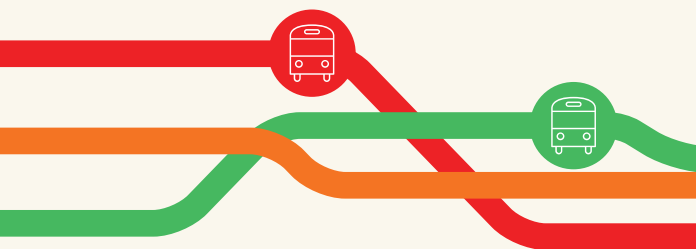
Let the driver know if you'll be transferring to another bus. They can assist and let you know when you're nearing your transfer.



Most transfers take place at the Kilton Library in West Lebanon, City Hall in Lebanon, and Vail in Hanover. Bus arrivals are timed at these locations to make it easy to transfer between routes.



To find out when your bus will arrive, check Transit (www.advancetransit.com/rider-apps) or the live service map on AT's website (www.advancetransit.com/service-map).








Using the Bike Rack

All buses are equipped with bike racks.

1. To lower the bike rack located at the front of the bus, push it forward and squeeze the handle. This will bring the rack down to a horizontal position.
2. Carefully place your bike in one of the two slots. Note the signs that indicate where to position the front wheel.
3. If the bike rack is empty, stow your bike in the slot closer to the bus.
4. Once your bike is in place, pull the hook at the top of the rack over the front tire of your bike.
5. When you reach your destination, let the driver know that you need to remove your bike from the rack. The driver will wait until you safely retrieve your bike.

 For the safety of all passengers, bikes are not allowed inside the buses.

 If the bike rack is already full, please wait for the next bus.

 Stop by the AT operations center during business hours (Monday–Friday, 8:00am–4:30pm) to use the AT practice bike rack.



Accessibility

Advance Transit is committed to providing a public transit system that everyone can use.

ACCESS AT is AT's Americans with Disabilities Act (ADA) complementary paratransit service intended to make transportation available to everyone. ACCESS AT operates in Hanover, Hartford, Lebanon, and Norwich.

Visit www.advancetransit.com/access-at to learn more and to find out if you qualify.

All buses are equipped with lifts, kneelers, or ramps to assist riders who use wheelchairs or have difficulty using the bus steps.

FOR MORE INFORMATION:

- (802) 295-1824, ext. 203
- TTY 711
- www.advancetransit.com/access-at

Advance Transit does not discriminate on the basis of race, color, or national origin in accordance with Title VI of the Civil Rights Act of 1964. If you feel you have been unduly burdened by Advance Transit's policies or procedures, please call (802) 295-1824, ext. 203, or write to:

Advance Transit
P.O. Box 1027
Wilder, VT 05088

This brochure is available in alternative formats upon request.

For more rider information, such as bus schedules, route maps, rider policy, and holidays, visit www.advancetransit.com.

Together We Ride

Advance Transit (AT) is a nonprofit organization that provides FREE public transportation in Upper Valley communities of New Hampshire and Vermont. AT is committed to offering a crucial service that increases access, expands mobility, operates sustainably, and strengthens communities.

Become a monthly donor for a quick and convenient way to support AT's work. Whether it's \$10 or \$100, your monthly contribution will impact the community in a significant and meaningful way.

Your donation supports:

- Thousands of fare-free rides per year
- Sustaining a cleaner environment through traffic reduction
- Improved fuel economy and decreased pollution



Donate today

advancetransit.com/donate

